




The Ideal Solution for all ventilation & rain drainage needs



FIX-FAS GUTTER SYSTEM
for Residential, Commercial
& Industrial Buildings



FIX-FAS FASCIA BOARD



FIX-FAS FLASHING &
CAPPING SYSTEM



WHY Fix-fas™ PRESSED STEEL PRODUCTS?

1 STATE-OF-THE-ART MACHINERIES

Our factory uses various ancillary machines and fully staffed modern engineering workshop equipped with computer-controlled (CNC) machineries capable of producing precision parts and tooling for in-house use.

2 LONGEST CONTINUOUS LENGTH IN MARKET

Our product comes in standard lengths of 2440mm, 3050mm and 3660mm or can be custom made up to maximum length of 8000mm continuously without end lapping, thereby minimizing the chances of water leakages at jointing areas.

3 QUALITY STEEL MATERIALS

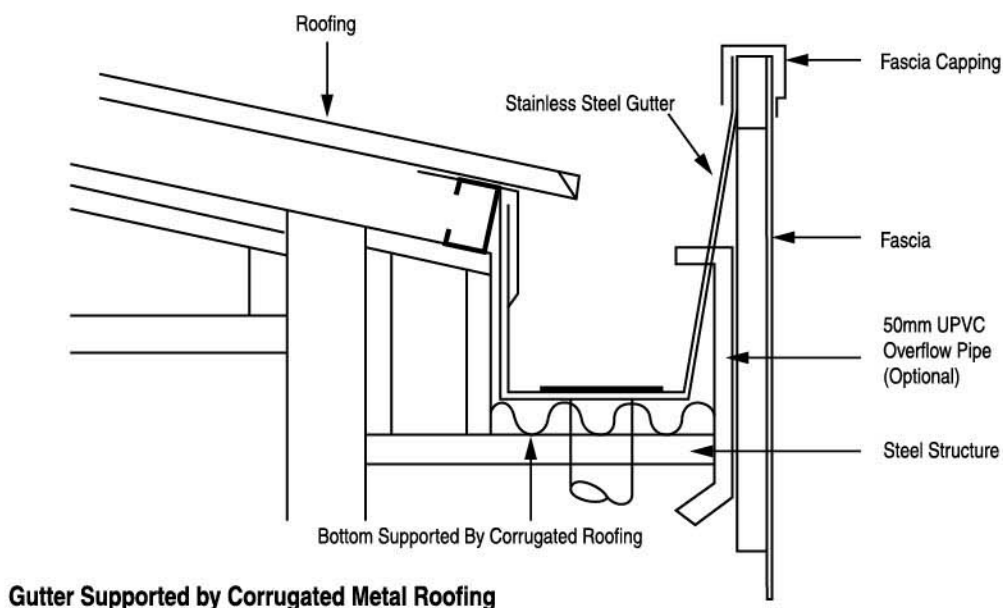
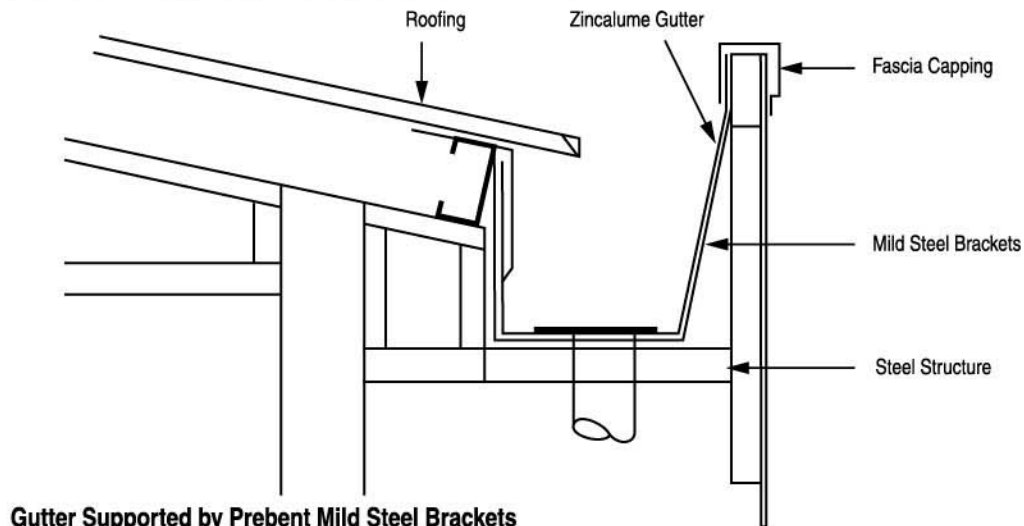
Our product finishing uses quality metal and they are available in an attractive range of colors including Clean COLORBOND® steel, PRIMA MAJU® steel, ZACS® steel or Prepainted Galvanized steel. Unpainted finishing includes ZINCALUME® steel, Galvanized Iron or stainless steel.

4 CUSTOMIZABLE PRESSED STEEL PRODUCTS

Our pressed steel products can be custom made to suit every design requirements of the market.


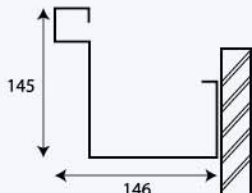
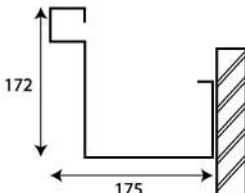
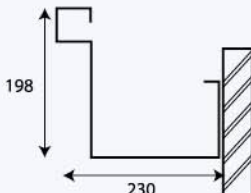

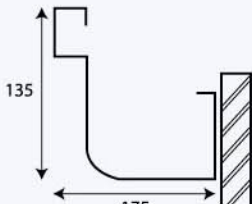
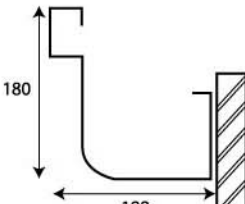
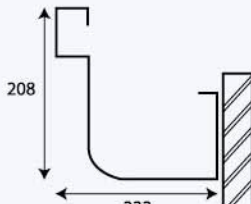

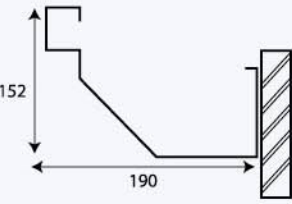
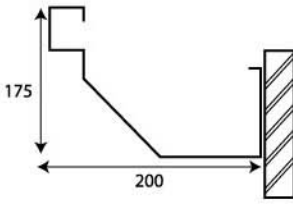
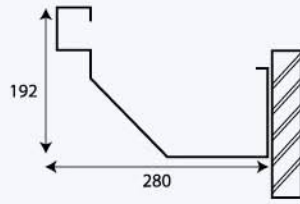

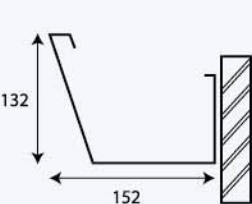
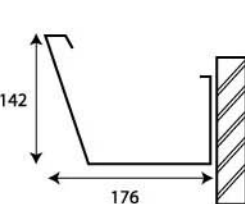


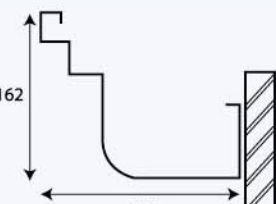
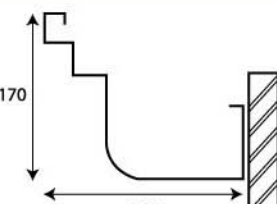
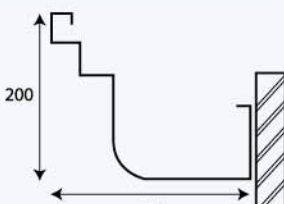

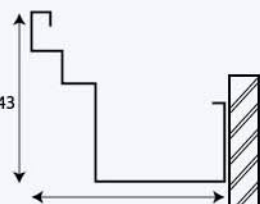
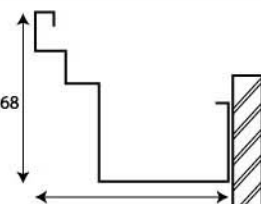
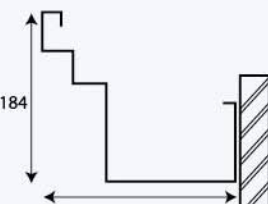
Fix-fas™ CUSTOM MADE GUTTER SYSTEM (FOR INDUSTRIAL BUILDINGS)

TYPICAL DETAIL OF GUTTER (Not to Scale)



Fix-fas™ STANDARD EAVES GUTTER (FOR RESIDENTIAL & COMMERCIAL BUILDINGS)

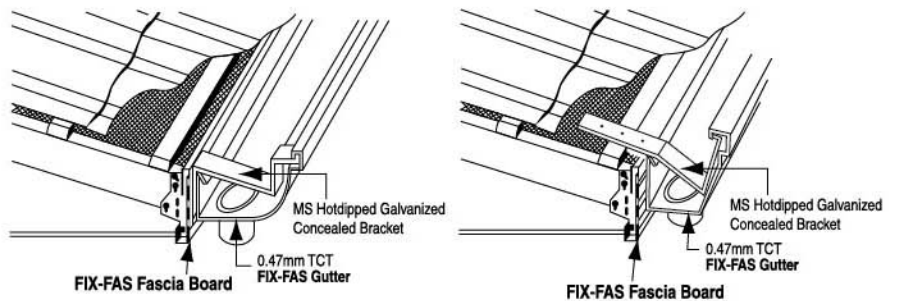
Roofseal offers a range of standard or custom made metal rain gutter that suit your needs. For all gutter profiles, the brackets can be made to be concealed or exposed based on customer's preferences.

	Type 16 (406mm Girth)	Type 18 (457mm Girth)	Type 24 (610mm Girth)	
R1				
R2				
R3				
R4				
R5				
R6				

INSTALLATION DETAILS

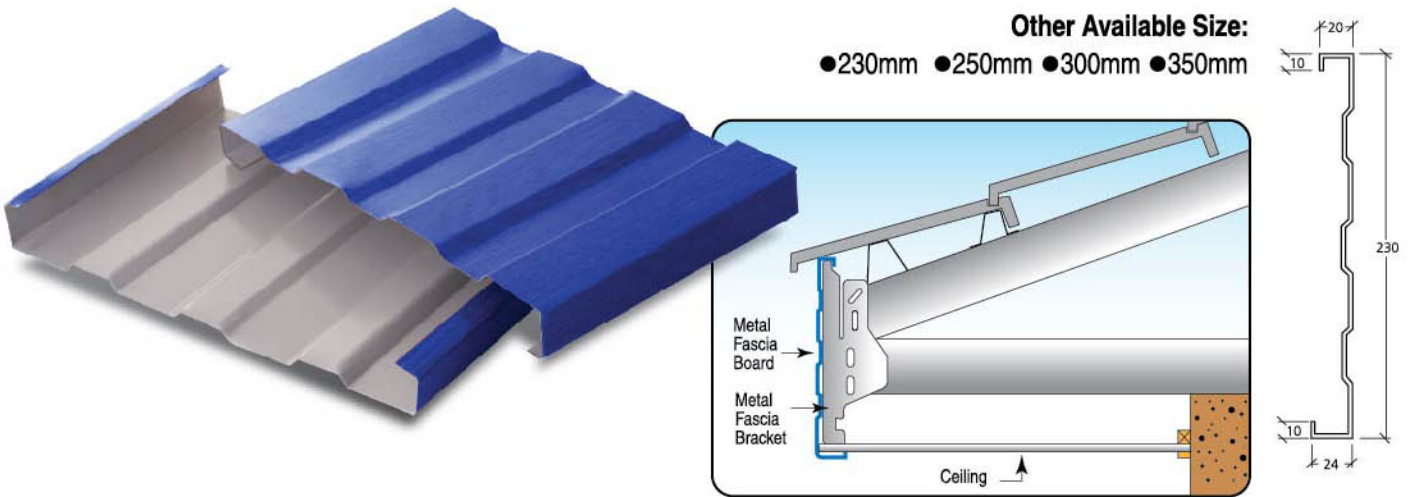
BRACKETS SPACING

When the gutters are attached to **ROOFSEAL FIX-FAS FASCIA BOARD**, then, the gutter bracket spacing should mirror the spacing of the fascia brackets, and the gutter brackets should be adjacent to the fascia brackets. Recommended gutter bracket spacing is 600mm centre to centre.



Fix-fas™ FASCIA BOARD

ROOFSEAL FIX-FAS FASCIA BOARD is strong, lightweight, easy to install and can be used as a complete system.




Fix-fas™ STANDARD FLASHING & CAPPING SYSTEM

Roofseal offers standard or custom made flashings or cappings to suit your needs.

<p>RIDGE CAPPING TYPE 24</p>	<p>HIP CAPPING TYPE 18</p>	<p>FLASHING TYPE 18</p>
<p>RIDGE CAPPING TYPE 18</p>	<p>HIP CAPPING TYPE 12</p>	<p>FLASHING TYPE 12</p>
<p>FASCIA/BARGE CAPPING TYPE 18</p>	<p>CORNER CAPPING TYPE 9E</p>	<p>VALLEY GUTTER TYPE 24</p>
<p>FASCIA/BARGE CAPPING TYPE 12</p>	<p>CORNER CAPPING TYPE 9I</p>	<p>VALLEY GUTTER TYPE 18</p>

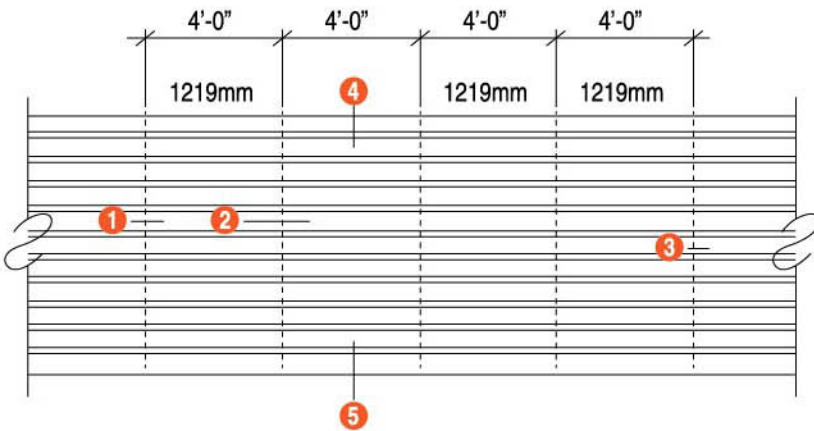
fix-fas™ CONTINUOUS FIXED VENTILATION LOUVRE SYSTEM



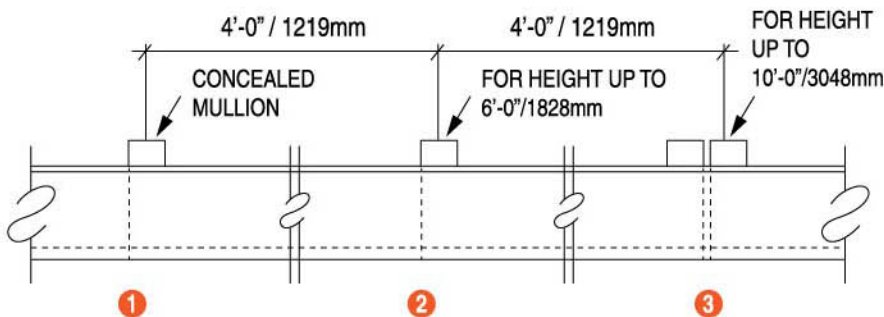
CONTINUOUS FIXED VENTILATION LOUVRE offer the following advantages:-

- Unbroken Fascia
- Concealed Mullions
- Unlimited width and height
- Complete sun protection from 8:30am to 4:30pm on east and west elevations
- Fresh air from outside

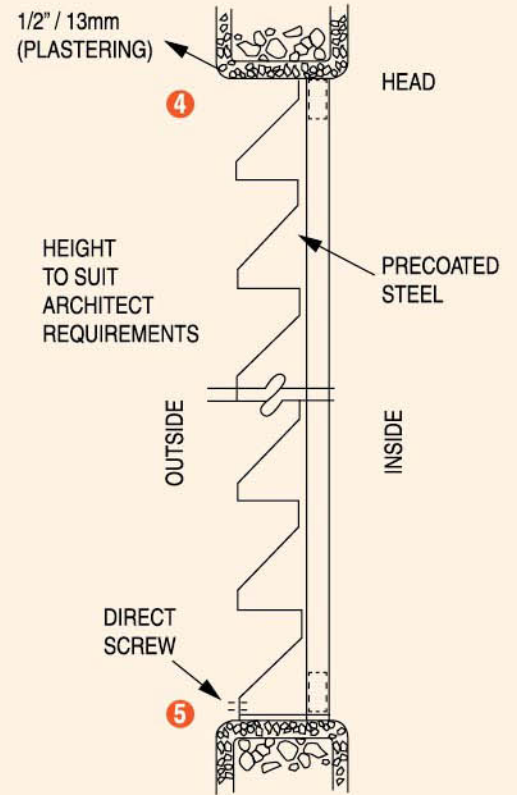
OUTSIDE ELEVATIONS



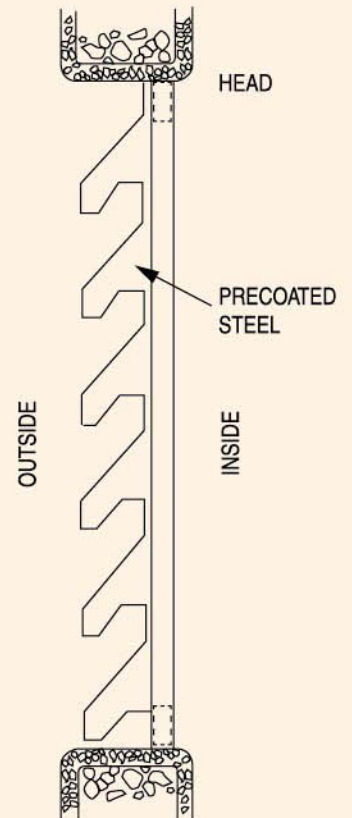
Continuous Louvre of high corrosion resistant precoated steel prebent to size



LOUVRE CROSS SECTION



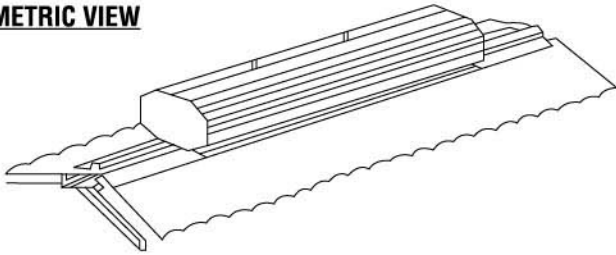
MULLION CROSS SECTION



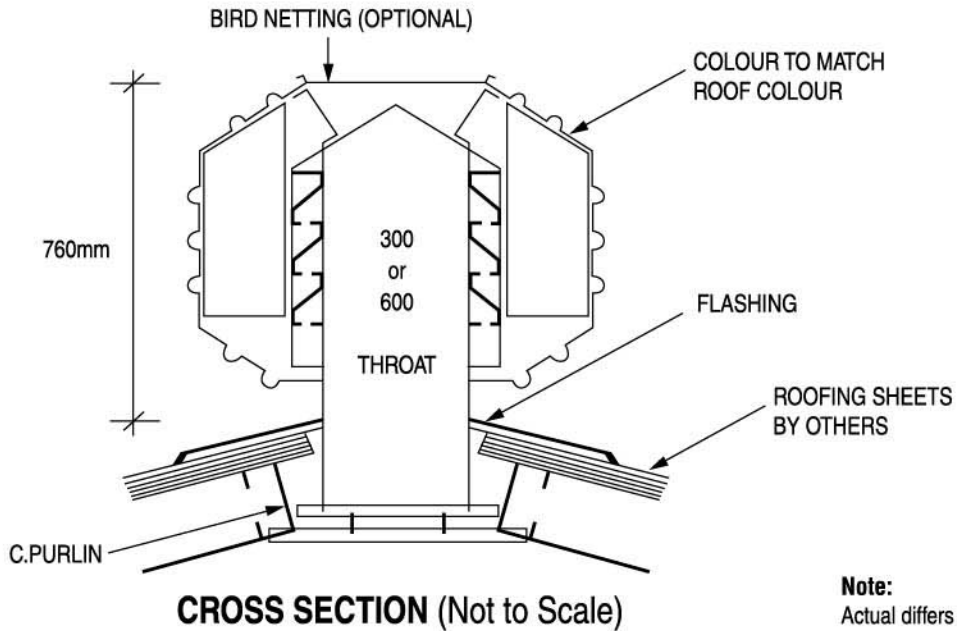
Fix-fas™ ECONOMY CONTINUOUS AND MODULAR RIDGE VENTILATOR SYSTEM

ECONOMY SERIES 300 - 300mm THROAT WIDTH
ECONOMY SERIES 600 - 600mm THROAT WIDTH

ISOMETRIC VIEW

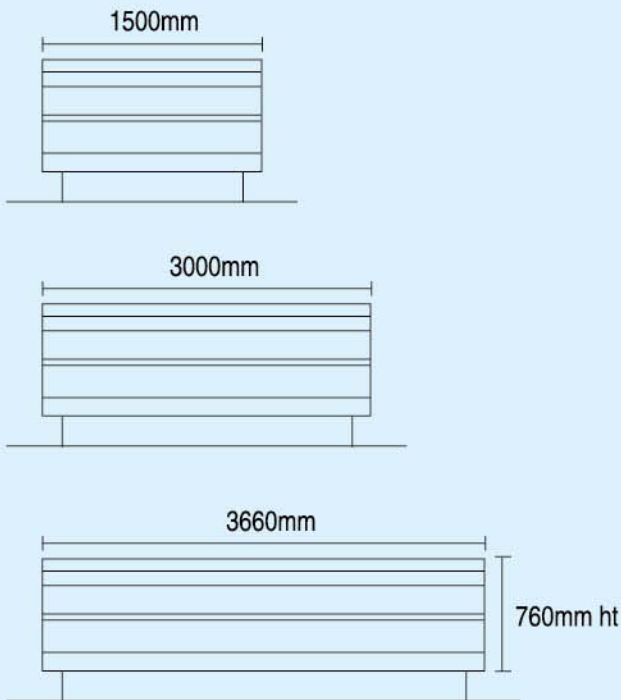


Note:
 FIX-FAS roof ventilators can be coupled in series for continuous ventilation along the ridge




Note:
 Actual differs slightly from sketch shown

MODULAR TYPE



CONTINUOUS TYPE



When specifying FIX-FAS Standing "Continuous" Ridge Ventilators, replace with the required length dimension.


SPECIFICATIONS

Internal Material : Zincalume Steel

External Finishing : Sheetting of matching roofing colours or as per specifications.

Internal Fixings : Ventilation support to be fixed at 1000mm, intervals to the roof purlins with zinc treated steel hexagonal bolts, nuts and washers.

COLOUR SELECTION CHART



Note: Other colours and thickness available upon request, subject to stock availability and time delivery. All colours shown above are close to the actual steel colour as the limitation of the printing process may affect the actual colour tones.



COATING



DESIGN FLEXIBILITY



RECYCLING



HI-TECH PRODUCTION



TERMAL EFFICIENCY



DURABILITY / SECURITY



COLOUR CHOICE



WARRANTY



Since 1990

Head Office / Showroom

ROOFSEAL RESOURCES (M) SDN BHD (802531-A)

No. 1 & 1-A, Jalan 1/7, Seksyen 1,
Bandar Teknologi Kajang, 43500
Semenyih, Selangor, Malaysia.



Tel : + (6)03 - 8723 4776 (H/Line)
Fax : + (6)03 - 8723 4775

Email : enquiry@roofseal.com.my
Website : www.roofseal.com.my