



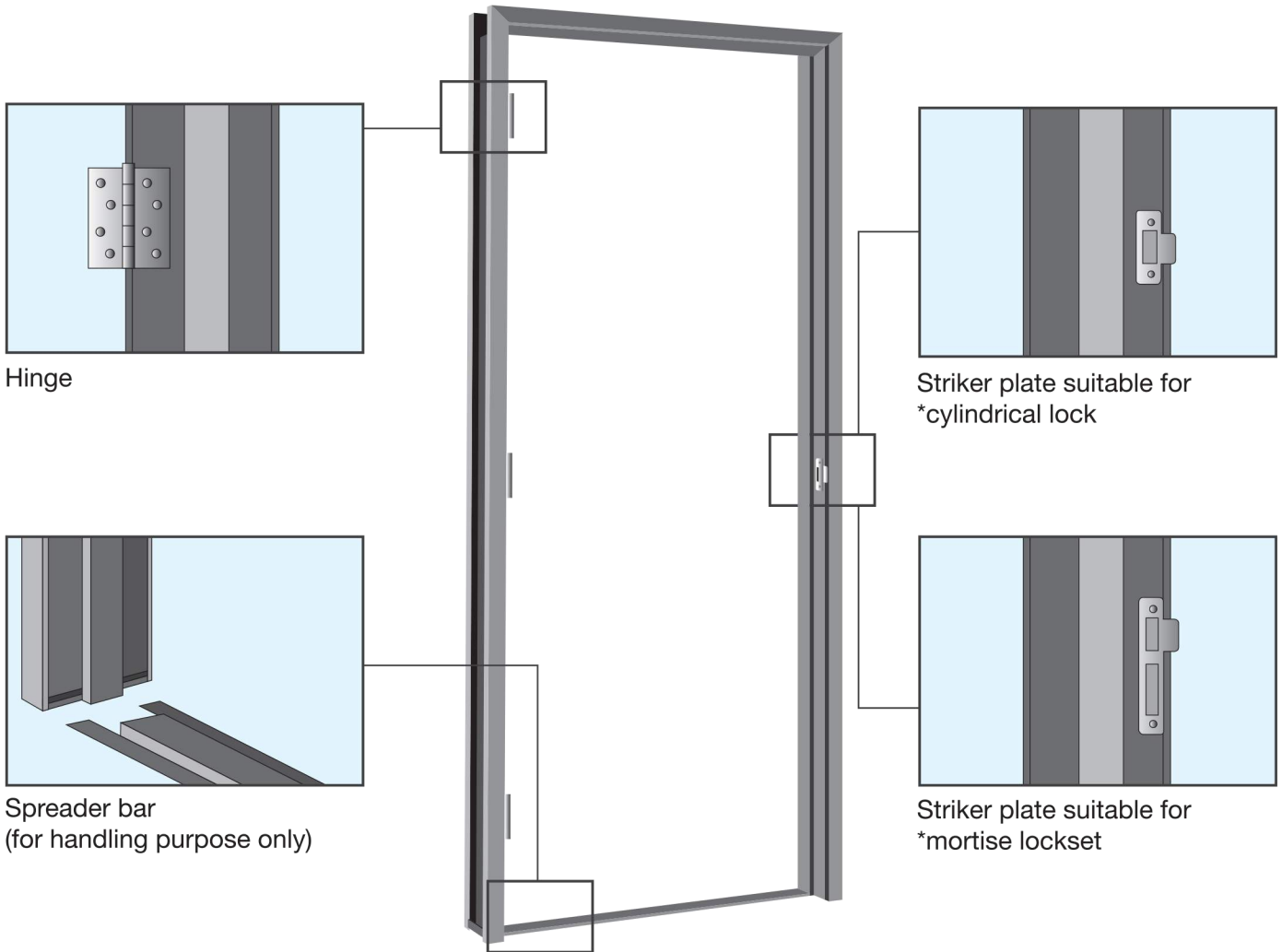
Sealframe™
Metal Door Frames by Roofseal

Customisable Metal Door Frames

For brick wall, shear wall & pre-cast system.



LOCATION OF HINGES / STRIKER PLATE



INSTALLATION PROCEDURE



1

Mark out the area where the brickwork and the door is going to be.



4

Begin to lay the bricks into the rebate at the back of the frame.



2

Use two lengths of timber to prop up the door frame to standing position.



5

Place mortar into the gap between the bricks and the frame to ensure that the frame which filled with cement will be extremely rigid and strong.



3

To check whether the frame is properly plumbed, use the spirit level.



6

Each metal door frame is supplied with a number of wire ties. Use wire ties in every fourth or fifth course of bricks.

Sealframe™ Metal Door Frames

Sealframe™ door frames offer economical and reliable choice for various uses. These door frames can be designed to suit various wall sizes and hardware specifications.

Feature & Characteristics:

- Fast & simple installation
- No additional surface preparation & readily paintable
- Higher cost effectiveness & more economical than timber frames
- Consistent quality in strength, will not warp, shrink, twist, rot or suffer from termite attacks
- Non-Combustible material
- Light weight - easier handling and installation. Less labor intensive
- Become an integral part of the wall, add to its strength, less maintenance, easy to paint and good security level
- Frames can come complete with hinges, cylindrical lockset metal striker plates and built-in architrave

Material

- Electro Galvanised (EG)
- Hot Dipped Galvanised (GI)
- Galvaneal (GA)
- Zinalume (ZCL)

Tolerance

- Thickness for material: $\pm 0.05\text{mm}$
- Overall profile cross section width: $\pm 3\text{mm}$

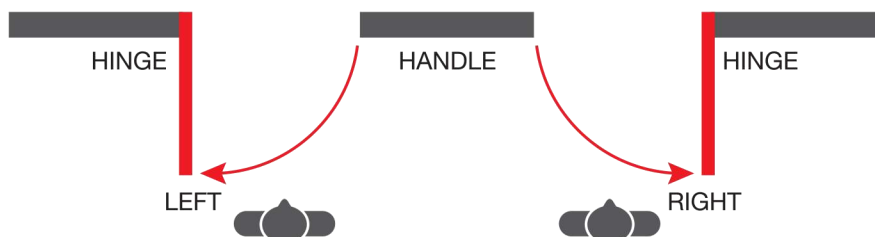
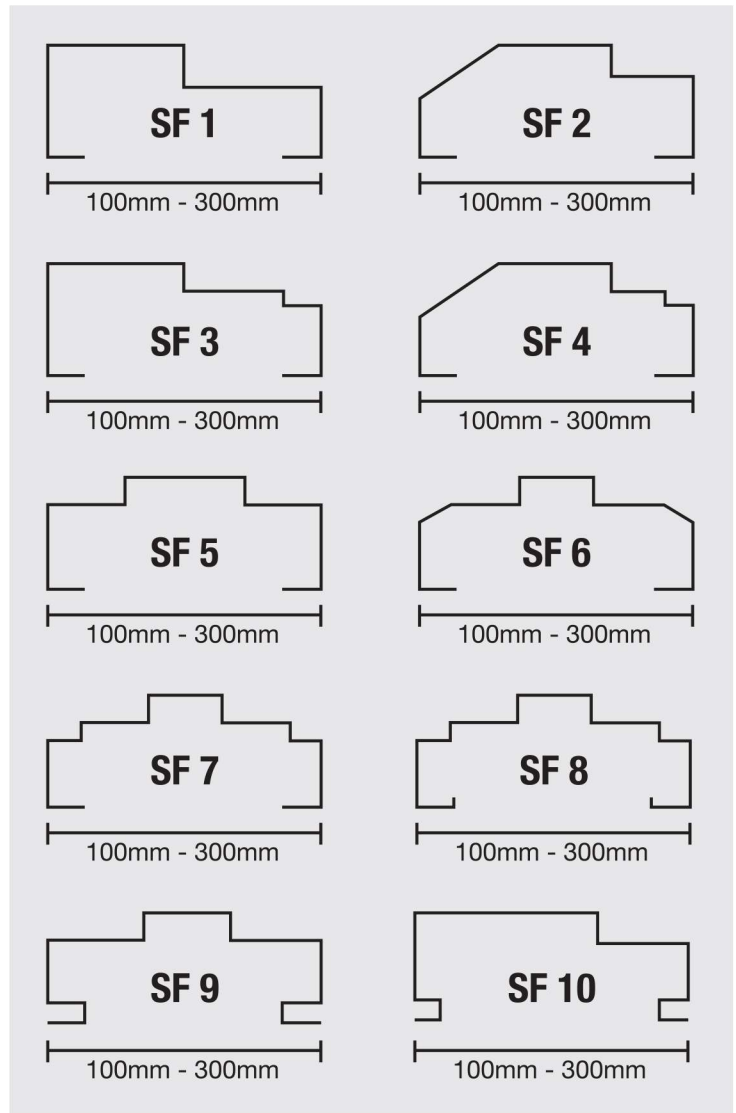
Hardware

- Plated hinges 100mm (screw on with 4pcs of screw or welded)
- Welded mortar box (for screw on hinge system & mortise lockset)
- Metal striker plate c/w striker plate cover (for cylindrical lockset)
- Wire ties
- Spreader bars

Ordering Procedure

Please specify when ordering:

- Frame profile & dimensions
- Material and thickness
- External door frame sizes (W x H)
- Left or right hand opening door for single leaf door frames
- Single or double leafs door
- Striker plate type (i.e. for mortise lockset or cylindrical lockset). Note: striker plate for mortise lockset to be provided by client
- Quantity required
- Full delivery address



Always stand with the door opening towards you.
The side with the hinges is the determinant of the door opening (Left or Right)



DESIGN
FLEXIBILITY



RECYCLING



HI-TECH
PRODUCTION



DURABILITY /
SECURITY



WARRANTY



MADE IN
MALAYSIA

ROOFSEAL
SINCE 1990

Head Office / Showroom

ROOFSEAL RESOURCES (M) SDN BHD (802531-A)

No. 1 & 1-A, Jalan 1/7, Seksyen 1,
Bandar Teknologi Kajang, 43500
Semenyih, Selangor, Malaysia.



Tel : +(6)03 - 8723 4776 (H/Line)
Fax : +(6)03 - 8723 4775

Email : enquiry@roofseal.com.my
Website : www.roofseal.com.my